



## SOCALAMX CALENDAR

13th Annual Fleet Week  
**Coronado Speed Festival**  
Sat. & Sun. September 25-26, 2010  
[fleetweeksandiego.org/events/speed-fest.html](http://fleetweeksandiego.org/events/speed-fest.html)

**Roam'n Relics Car Show**  
Sunday, October 24, 2010  
Moorpark, CA  
<http://www.roamnrelics.com/events.html>

**Las Vegas AMC Reunion**  
November 5-6, 2010  
Railroad Pass Hotel & Casino  
Henderson, NV  
<http://snamc.amcrc.com/carshow.html>

Join SoCalAMX so you can automatically receive updates and details of events listed above.  
Go to [socalamx.net/join.htm](http://socalamx.net/join.htm)

Check out  
"socalcarculture.com"  
for listings of shows in S. Cal!

## CAR SHOW PHOTOS

Right next to where we parked was an awesome flight display of kites. My favorite was this one 40 foot long monster kite.

For many more photos visit..

<http://snipurl.com/picnic10>



## PICNIC BY THE BAY REPORT

"OH MY GOD," what a Beautiful Day, & I can't think of a more Beautiful place for a Car Show! If U missed it....soooo sadddd. Park on Grass.... water ALL around... boats fly'n by... cool Breezezezez, 7 AMX's & a Bitch'in Gremlin!

Don came down from Bakersfield for this show, in his Gremlin, Mark came down from West Covina, John from Murrietta, Stu & Me from Oceanside & Escondido, Bob with his 70 AMX Beauty from Santee, Steve, Richard, & Stacy form SD... although Stacy didn't park with us...

There was also a Pacer on the grounds, but we never met the owner. I didn't get a lot of pix, but I did get some overall pix of our group of AMC's! Oh, there were over 400 cars at this show, saweeet!

### Randy Kirby

BBG AMX



# *Detroit or Bust! AMO Nationals and Beyond..*

By Steve Fox

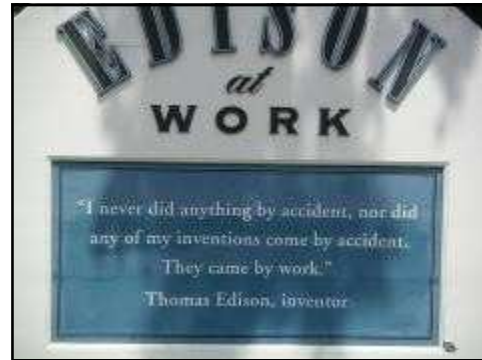
Every couple of years I like to go places I've never traveled to before and this year it was Detroit. Most people conjured up Detroit with a hint of cynicism when they asked me "why Detroit" or when mentioning the statement, "I hear it's dangerous there." As we all know, Detroit is still a part of our automotive history, as AMC's headquarters was located there during AMC's tenure.



automotive geniuses of the twentieth century. It was amazing to think that this man came from such simple surroundings.



Finally, although I didn't visit his laboratories Thomas Edison's quote ought to be heeded by our young people:



Even though Detroit is a figment of its former self, it still has a lot to offer, at least in terms of automotive history.

My first stop was The Henry Ford (<http://www.thehenryford.org/>). This vast National Historic Landmark features both Greenfield Village and the Henry Ford Museum. The Greenfield experience is like going back in time to the nineteenth and early twentieth centuries, complete with rolling automotive activity,



strollers wearing period correct apparel, and replica and real houses of famous people, all for your interaction. It gave me a sense of how people used to live, long before technology invaded their lives to a considerable extent.

Even though I'm not very interested in trains, I couldn't help being captivated by the train exhibits. The dedication of the volunteers and attention to detail was truly astounding!



Among all of the authentic and realistic homes I viewed Ford's birthplace home was most appealing, as he was one of the most brilliant

## Museum

I spent an entire day at Greenfield and the next day at the HFM. Although there were several subject exhibits there, the automotive exhibits were the most interesting to



me. Everything from President Kennedy's Lincoln Continental (which was modified after the assassination and used by successor presidents to President Truman's limo, as well.

Oscar Meyer's "Weinermobile" made an appearance and even "Goldenrod" was there, which set a world record in 1965 for the fastest wheel-driven (vs. rocket- or jet powered) vehicle.



There were many other cool and significant vehicles, too many to list. Check out [socalamx.net](http://socalamx.net), "Photos" link to see

all of the pictures from this article.

The last set of pictures was from a famous American inventor by the name of Buckminster Fuller.



At the museum was his prototype Dymaxion house. Back at the end of WWII, the GI's were coming home and a housing shortage was predicted. Fuller came up with a low cost, efficient and comfortable house, but never received enough funding to build more than one house (see next picture)

After THF experience I drove to Flint, MI to see the Alfred P. Sloan museum. This museum was mainly for families with children and was quite simple in nature. So, I walked across the street to the Buick portion of the museum and spent the next couple of hours there in amazement.



This museum had two concept (one-off) cars that, for some reason weren't destroyed after they served their purpose. Incredible futuristic styling, great looks, and two are still

driven! Here they are:

Some of the neat features included dial transmissions and horizontal (bar-like) fuel and other



gauges. Buick even made a tank for WWII.



The next stop was the Walter P. Chrysler museum in Auburn Hills, MI. The museum was, IMO, well laid out and featured some very cool vehicles, including this four-wheeled motorcycle, capable of 200 mph+ speeds, major renditions of the hemi engines, concept cars, and the "last" AMX ever built (1968-1970).



Supposedly, a randomly chosen AMX was pulled out of the assembly line and was used as a standard to test wheel alignment equipment. After some time had passed, the car was supposedly transferred to an open area on an upper floor of the company HQ. For years after, the car fell into disrepair. Parts were stolen by employees and people sat in the car and ate their lunch inside of the vehicle.



Back in the early 1980's a VP decided that the car was to be restored and after several years, it was the "last built AMX on the planet," according to AMC sources.

There were many other fine cars in this museum, including several renditions of the venerable Hemi engine and some concept cars as well.

NEXT MONTH: The Detroit AMO show!

## Playmate AMX Update

Since purchasing the Playmate AMX in July I have been busy watching eBay auctions and calling vendors looking for good sheet metal to replace banged up pieces on the car. Right now fenders and a new hood are high on the list—two fenders are on their way but I am still looking for the hood.

As really nice NOS parts have come along I've grabbed them, such as a quality crash pad and radio pod. A very nice gentleman back east is going to send me several parts, including an AM/8 track radio with face plate and wiring harness. On eBay this past week I won an auction for an AM/8 track radio service manual so I can repair the radio if needed! I also have a dash lined up from a gentleman in San Jose.

The plan is to trailer the car to Las Vegas in November for the annual AMC Reunion hosted by Mark Ogulnick's club. There the car will be on public display for the first time that I'm aware of in over 40 years. The purpose is to allow the car to be documented publically as that of the AMX belonging to Playmate Victoria Vetri/Angela Dorian, and to record the condition of the car before the restoration starts in earnest afterwards.

Nothing is being done on the car other than planning its restoration, and getting it to the point where it can be started up and moved on and off a trailer, or driven short distances to have some work done on it, such as getting the engine compartment steam cleaned to remove some 40 years of oily sludge.

Two weeks ago I replaced the fuel pump to get the car to run, and this weekend I replaced the accelerator pump plunger, and adjusted the carb to a nice lower idle. I drove the car around on the property it is being stored at and it's actually a good running car, the transmission shifting smoothly.

A new update next month..

Mark Melvin  
1968 AMX  
1969 AMX



*Rip roaring ready to go someone. Next trip Las Vegas?*



*Probably the first time the car has seen a garage in its life!*



*Dan C. asks, "you paid how much for this car?"*



*Playmate AMX security team!*

# LAS VEGAS AMC REUNION

It's only two months to the annual AMC show in Vegas. Have you sent in your registration form to Mark Ogulnick yet, or reserved your hotel room at the Railroad Hotel? What are you waiting for? Come on, let's get our convoy on and get it done! The forms are on the next few pages and besides you'll help Mark in Vegas relax just a little bit more as his mailbox gets fuller and fuller with the registration entries. The Las Vegas club really goes all out to make it a great show for all of us, and it's the right thing to do to register early to help him plan for the show. Enough on that for now!

Each year Mark O. plans something different for us to do on Friday afternoon. Last year it was the paddleboat tour of Lake Mead, and this year he has something even better I personally feel, which is a tour of Hoover Dam, way down in the guts and bowels of the concrete monster. I've been on it before but have forgotten the details so it will be like the first time all over again. Should be really interesting and fun—but once again you need to help Mark out by sending in your tour money now so he can make the necessary monetary arraignments for the tour. Details of the tour are on the following pages.

We will plan on a convoy again on Friday morning. For me the planning starts much earlier this year because I have to take an extra day off work to rent a trailer and load my new Playmate AMX on it. A friend of mine is going to use his

diesel engine Ford truck to pull the trailer while I drive my red AMX. It was no problem saddling him with the task of pulling an AMX loaded trailer. He has told me many times if I ever sell my red AMX he wants first rights to the sale!



<http://snamc.amcrc.com/carshow.html>

## Las Vegas AMC Reunion

AMC/Rambler Club Southwest Regional Meet

November 5-6, 2010

Railroad Pass Hotel & Casino, Henderson, NV




Car Show for the vehicles of American Motors Corporation:

1955-1957 Nash/Hudson, Metropolitan, Ambassador, American, AMX, Classic, Concord, Eagle, Gremlin, Hornet, Javelin, Matador, Marlin, Pacer, Rebel, Spirit and 1970-1987 Jeep.


Located at 2800 S. Boulder Highway, 25 minutes from Las Vegas

# Is this cool or what?

This man converts parts of scrapped cars into sculptures worth thousands of dollars. James Corbett, a 46-year-old Australian artist, creates these sculptures using salvaged old car parts. His sculptures are made of gears, spark plugs, exhaust, and radiators, anything that the artist can achieve.



<http://www.amo2011.org/>



2011 American Motors Owners National Convention  
July 7-10, 2011  
Sedona, Arizona

Hosted By The: Cactus Cruisers

# LAS VEGAS AMC REUNION REGISTRATION FORM

Name \_\_\_\_\_

Address \_\_\_\_\_

City \_\_\_\_\_ State \_\_\_\_\_ Zip \_\_\_\_\_

Daytime Phone \_\_\_\_\_ Evening Phone \_\_\_\_\_

E-mail \_\_\_\_\_

Club Affiliation \_\_\_\_\_

## **VEHICLES REGISTERED:**

Year \_\_\_\_\_ Make \_\_\_\_\_ Model \_\_\_\_\_

Year \_\_\_\_\_ Make \_\_\_\_\_ Model \_\_\_\_\_

Year \_\_\_\_\_ Make \_\_\_\_\_ Model \_\_\_\_\_

Year \_\_\_\_\_ Make \_\_\_\_\_ Model \_\_\_\_\_

## **REGISTRATION FEE:**

\$30 per car (registration includes event t-shirt)

Please indicate shirt size: (S \_\_\_\_\_) (M \_\_\_\_\_) (L \_\_\_\_\_) (XL \_\_\_\_\_) (XXL \_\_\_\_\_) (XXXL \_\_\_\_\_)

Additional shirts available for \$18 per shirt: Quantity (\_\_\_\_\_) Size(s) (\_\_\_\_\_)

## **SWAP MEET SPACE:**

\$20 per space (20' x 20') Number of spaces (\_\_\_\_\_)

## **HOOVER DAM BUS TOUR:**

\$26 Per Person—Number of People (\_\_\_\_\_)

**TOTAL OF ALL FEES..... \$ \_\_\_\_\_**

Please make checks payable to: **SOUTHERN NEVADA AMC CLUB**

Mail to: Las Vegas AMC Reunion  
c/o Raymond Hatcher  
8300 Opal Cove Dr.  
Las Vegas, NV 89128

*Show officials reserve the right to restrict entrants to acceptable behavior during any and all activities related to this event. In consideration of acceptance to participate, by execution of this registration form, entrants and participants release and discharge the meet committee members and sponsors from any and all liabilities and/or claims from any cause, whatsoever, that may be suffered by any entrant to his property or person.*

\_\_\_\_\_  
Signature

\_\_\_\_\_  
Date

## ***Friday Tour of Hoover Dam***

We have an exciting and interesting tour planned for Friday afternoon. We are chartering a 56 passenger bus and traveling to Hoover Dam for a three hour tour which includes VIP passes for the Powerplant Tour.

### **THINGS TO SEE AND DO ON THE POWERPLANT TOUR**

To get the most enjoyment from your visit to Hoover Dam, we recommend the following guide:

To enter the Visitor Center, take the escalator or elevator across the road from the Visitor Center down below street level to the security checkpoint/ticketing area:

#### **Visitor Center Presentations and Exhibits - Theater Level**

- **Theater Level Displays:** After you purchase your ticket (you'll already have yours), you'll find yourself in the lobby of the Visitor Center's Theater Level. Displays, maps, photos and other displays provide an introduction to Hoover Dam.
- **Theater:** The Visitor Center Theater is also on this level. A 10-minute film describes the contributions of Hoover Dam to the developing West, and the massive construction effort behind the engineering marvel.

#### **Inside the Powerplant**

- After exiting the Theater, join the queue on this same level to enter the Hoover Dam Powerplant. From here, a 70-second elevator ride takes you 530 feet down through the rock wall of Black Canyon to begin a 30-minute guided tour. You'll exit the elevator into a tunnel drilled in the 1930s for construction, and take a short walk to the Penstock Viewing Platform.
- **Penstock Viewing:** This location is atop one (of four) of the huge 30-foot-diameter pipes that can transport nearly 90,000 gallons of water *each second* from Lake Mead to the dam's hydroelectric generators. An animated display helps describe the complexities of the construction of the dam, and how it presently operates.
- **Powerplant Generators:** A quick elevator ride up to the Nevada powerplant balcony takes you to a panoramic view of the 650-foot-long Nevada wing of the powerplant and eight of the dam's 17 huge generators. Also, don't miss the beautiful and intricate terrazzo floor designs under your feet. A great spot for pictures!

#### **Visitor Center Presentations and Exhibits - Exhibit Level**

- You'll exit the powerplant balcony through the canyon tunnel and return to the elevators, which will carry you up to the Visitor Center Exhibit Gallery (one floor up from the Theater Level you departed from).
- **Exhibit Gallery:** This gallery houses numerous audio, visual and interactive exhibits, including a full-scale model of the huge buckets used to move concrete for Hoover Dam construction, a walk-through model of generator, and a detailed diorama of the dam. Also featured are interactive exhibits that allow you to test your skill at managing power generation, conserving energy, and other skills.

#### **Visitor Center - Observation Deck Level**

- **The Observation Deck:** You can access this top floor of the Visitor Center by taking either the stairs or elevator adjacent to the entrance of the Exhibit Gallery. This floor includes open and enclosed observation areas that provide panoramic (and camera-worthy!) views of Lake Mead, Hoover Dam, the Colorado River and other features. On the open/outside deck, an audio presentation offers significant facts about the dam and its surroundings. Inside, view a model of the Hoover Dam Bypass Bridge that is presently under construction, and a sculpture portraying many of the benefits that Hoover Dam gives to the Colorado River Basin states.



### Street Level Displays and Exhibits

- **Winged Figures of the Republic:** This bronze masterpiece is directly across the street from the Visitor Center. A presentation at this site discusses the concepts the artist had in mind in creating the statues, as well as details related to the "star map" at its base. A detailed compass framed by the signs of the Zodiac, and bronze seals of the seven Colorado River Basin states are also featured in this area.
- **The Old Exhibit Building:** If you continue walking toward Lake Mead from the Winged Figures plaza, around the corner, you will see the Old Exhibit Building. Originally used as a headquarters for soldiers protecting the dam during World War II, this building served as the dam's first visitor center. It contains educational exhibits and offers a narrative overview of the Colorado River Basin highlighted through a topographical model showing the location of dams and reservoirs along the river and its tributaries.
- **Nevada and Arizona Spillways:** On each side of the dam (toward the lake) are huge spillways that designed to direct high water from Lake Mead around the dam through tunnels in the canyon walls. The spillways are so large that a World War II battleship can be floated in each one!
- **The Nevada Intake Towers:** On top of the Nevada side of the dam, an audio presentation offers information about the role these towers have in Hoover Dam's power generation process, and details about some of the artwork incorporated into the towers on the downstream face of the dam.
- **Top of the Dam:** A walk along the sidewalks on top of the dam provides awe-inspiring views of the dam face, Lake Mead, the intake towers, the Colorado River, and other features around the dam site.

You will be picked up at Railroad Pass. The bus will depart for the dam at 1:00pm. The best part is you won't need to drive your own vehicle and deal with the traffic, security and parking. Going by bus will make it very easy and enjoyable. The number of people who can take the tour is limited to 56 and it is first come, first served. The cost is \$26.00 per person (if all 56 seats are sold). If you are registering for the show, please include the cost of the tour tickets in with your registration.

**PLEASE NOTE: The deadline for purchasing tickets for this tour is October 15<sup>th</sup>.** If all seats have not been sold by this date, the tour may be canceled.

After you return from the tour, we're sure you're going to be hungry. Like last year, we're heading over to Veteran's Memorial Park (maps will be provided) for a BBQ. The festivities kick off at 5:30pm and by the time you arrive at the park, the grills will be fired up and ready to go. We guarantee there will be plenty of food and drinks for everyone.

### Tentative Itinerary for Saturday & Sunday

#### November 6th:

- 7AM: Show Field Set-up
- 7AM-10AM: Registration at Show Field
- 9AM-3PM: Car Show and Swap Meet
- 9:30AM: Start of Hourly Door Prize Drawings (last drawing at 2:30PM)
- 2PM: Deadline to turn in voting ballots at registration desk
- 4:00PM-5:30PM: Awards Presentation and raffle in banquet (hospitality) room
- 6PM: Dinner at Boxcar Buffet (this could change)

#### November 7th:

- 8AM: Sunday Morning Breakfast Buffet

**31<sup>ST</sup> ANNUAL**  
**Roamin' Relics**  
**CAR SHOW**  
**OCTOBER 24, 2010**

PROCEEDS TO BENEFIT LOCAL CHARITIES  
 OLD TOWN MOORPARK ON HIGH STREET  
 7AM TO 3PM

OPEN TO ALL PRE-74 VEHICLES  
 FOOD . VENDORS . RAFFLE . AWARDS  
 DASH PLAQUES . POSTERS AND EVENT T-SHIRTS  
 N.S.R.A. SAFETY INSPECTIONS

***SUPER PRIZE*** - 4 POST CAR LIFT - \$5.00 PER TICKET ON SALE NOW  
 DRAWING IS THE DAY OF EVENT. SEE CLUB MEMBER OR WEBSITE FOR DETAILS  
 \$30.00 EARLY ENTRY DISCOUNT UNTIL OCT. 17, 2010 - \$35.00 DAY OF EVENT

\*LIMITED TO 500 CARS

WWW.ROAMNRELICS.COM • 24 HR HOT LINE 895-583-2965  
 VENDOR INFO 661-297-4318

SPONSOR FOR:

CHRISTIAN REPAIR SERVICE  
 2040 SINALOA ROAD SIMI VALLEY, CA 93365  
 805-523-9333  
 FOR PROPER CARE AND SERVICING  
 OF YOUR PERSONAL  
 AND COLLECTIBLE VEHICLE

ERIC THORSEN  
 CUSTOM UPHOLSTERY  
 28236 DOROTHY DR. BLDG. B  
 AGOURA HILLS, CA 91301  
 818 251-6274  
 www.THORSENCUSTOM.COM



\$30.00 EARLY ENTRY DISCOUNT UNTIL OCT. 17, 2010 - \$35.00 DAY OF EVENT

NAME \_\_\_\_\_ PHONE \_\_\_\_\_  
 ADDRESS \_\_\_\_\_ CITY/ST \_\_\_\_\_ ZIP \_\_\_\_\_  
 CAR YEAR \_\_\_\_\_ MAKE \_\_\_\_\_ MODEL \_\_\_\_\_  
 CLUB \_\_\_\_\_ EMAIL ADDRESS \_\_\_\_\_  
 SIGNATURE \_\_\_\_\_

CHECKS PAYABLE TO ROAMIN' RELICS CLUB

MAIL TO: ROAMIN' RELICS CLUB  
 P.O. BOX 1173  
 SIMI VALLEY, CA 93307

## **FREE! FREE! FREE!**

I hope that grabbed your attention. The SoCalAMX.net monthly newsletter has a nominal cost of \$0.00 per issue due to the availability of Internet delivery. If you have problems downloading the newsletter I will make arrangements with you to send a copy via the United States Post Office, for a small fee to cover postage.

The newsletter is published in the Adobe .pdf format because it can be viewed across all computer platforms such as Windows, Mac, and Linux. You can always download the most current version of Adobe Reader (ver. 9 currently) at their web site (adobe.com). Sometimes, if you're having a problem viewing a .pdf document, installing a fresh copy of Adobe will cure your problem. Adobe's new ver. 9 Reader seems to load much faster than past versions, but be informed the download is about 33 meggy bites!.

The newsletter is available for downloading at [www.socalamx.net/newsletter](http://www.socalamx.net/newsletter). All back issues will be available as they are published monthly. If you have received a notice for this newsletter and wish to be taken off simply email me at [markmel@socalamx.net](mailto:markmel@socalamx.net) and I'll get you off the list promptly.

Just think how busy I'll be if articles are submitted to me, by you, members of SoCalAMX? Send all submissions, pictures and text, to [markmel@socalamx.net](mailto:markmel@socalamx.net) and I'll do my best with them. The deadline for the following month's newsletter is the 15th of the current month.

Mark Melvin,  
SoCalAMX Newsletter Editor

## **SUPPORT YOUR NEWSLETTER**

Writers are needed to help support this AMC newsletter. I welcome submissions from each of you who attend the events we go to each month.

You don't need to be a super writer or own a wiz bang word processor program. All you have to do is just send me a simple email as your article text and I'll do all the formatting and spell checking for you.

Please do attach pictures to your email if you have them!

## **Member Spotlight**

Now is your chance to be famous! We need volunteers for the monthly "Member Spotlight" article in the newsletter. All you have to do is give up some information on yourself and your car that you think might be fun for the others to read about.

It's easy to do, just go to <http://socalamx.net/memberspotlight.htm> and use the online form to send me the goods. Please send a few photos in addition to [mark@socalamx.net](mailto:mark@socalamx.net) to use along with your information about you and your car.

To get an idea of what exactly to say read a few of the recent newsletters for the Member Spotlight articles in them. Go to [socalamx.net](http://socalamx.net) and click on Newsletter.