



SOCALAMX CALENDAR

Picnic By The Bay

Sunday, August 29, 2010
Embarcadero Marine Park North, San Diego

Roam'n Relics Car Show

Sunday, October 24, 2010
Moorpark, CA
<http://www.roamnrelics.com/events.html>

Las Vegas AMC Reunion

November 5-6, 2010
Railroad Pass Hotel & Casino
Henderson, NV
<http://snamc.amcrc.com/carshow.html>

Join SoCalAMX so you can automatically receive updates and details of events listed above.
Go to socalamx.net/join.htm

Check out
"socalcarculture.com"
for listings of shows in S. Cal!

Happy 4th of July!

Stu, Timmy & I went to a free car show on the 4th in Rancho Bernardo, I went by myself last year & it was good. John Sicily was on his way down to meet us, but had an unfortunate accident with a dog on the freeway. The dog is gone, & the AMX needs some work done to the fender, bumper, & supports. The spoiler is also done. Not a great day for John.

It was a better day for me though, I got a nice trophy. John probably would have gotten it with that Beautiful Blue AMX—but it's MINE!

I met up with Stu & Timmy (our "Black Vette" mascot) & we got to the show around 8:30. There were 115 cars at the show, vendors, & some Marine armored vehicles & a BIG Gun! Lot's of Beautiful cars & 24 trophies. Poway Cruisers puts on this show & their members pick the winners. All winners are equal except Best of Show, which went to an Awesome Willy.

It felt Great to get a trophy at a non AMC event, it doesn't happen often, I can't compete with show cars, I like to drive mine!

Anyhow, I hope everyone had a great 4th! C U on the Road!

Randy—BBGAMX



The Pink Playmate AMX

I hardly know where to begin to tell the story of how I acquired the Pink Playmate AMX, previously owned by Victoria Vetri, a.k.a as Angela Dorian, the 1968 Playboy Playmate of the Year. I guess starting at the beginning is as good as any point.

Last Tuesday night I got a “heads up” email from Doug Galvin mentioning that the “Playmate AMX” was up for sale locally to me. Wednesday after work about 4pm I drove from Westwood to Marina Auto, a small car lot in Venice Beach.




Sure enough there it was, a beat up looking AMX, but having all of the signs of being the real deal, authentic Playmate AMX. The current DMV paper work had her name on it, the VIN number and vehicle license plates matched those known to be of her car. Pink paint was everywhere on the car; under it, in the trunk, in the engine compartment, under the rugs. And finally, the numbered dash plaque, it had her measurements—362435.

I asked how much, and was quoted a price, to which I agreed. I gave him a deposit right then and there to hold the car and returned Saturday to pay the balance and transport the car home.

And that’s about it so far on the car. I will spend some time in the following months documenting the car and making plans on how to best do all the restoration work on the car. I am planning on taking the car to Las Vegas in November for the annual AMC car show there. It will be the car’s first public displaying in decades!

Stay tuned for more details in the future..

Mark Melvin
1968 AMX
1969 AMX



Hey, the annual trip to Vegas is just three months away. Make sure you get your hotel reservations made early, and even more importantly send your registration money in so the SNAMC club there can plan accordingly.

On Friday there is a trip to Hoover Dam for an extended tour inside. A chartered bus will take us from the hotel to the dam and return. The seats are limited, don't get stuck parking your prized AMC in an over crowded parking lot with all the other rice burners!

More info next month..

ROD RUN

Here in North San Diego County we have two cool events in the old downtown Vista area every year. The Burger Run in January, where there are around 400 cars, AMC people from all over Southern California park together and even win some trophies.

Then in the summer we have the Vista Rod Run with around 300 cars, I am fortunate because I live 1 mile from the downtown area. Here is a shot of my orange custom 1970 Javelin, from last Sunday's show.

Stu said there was a car at the show that I must see. We walked around the corner and there was a "Kurtis." Stu explained that it was a very rare car built in California.


As chance would have it, that night I was reading a book my friend Greg lent me with a strong recommendation "Cobra in the Barn". The next



The "Kurtis"

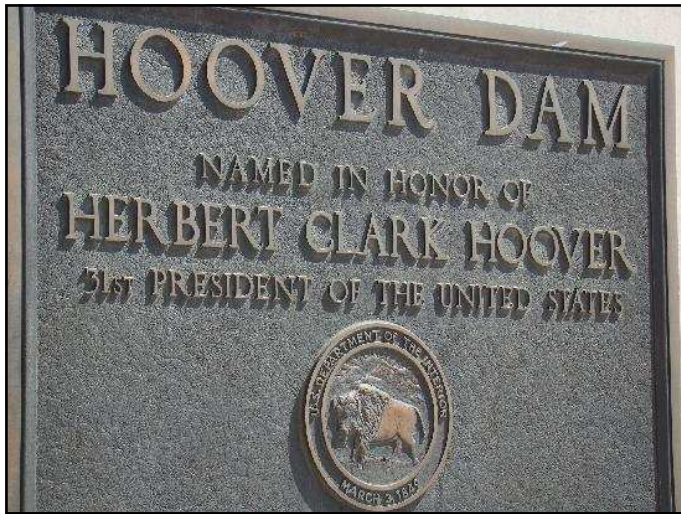
chapter was a story about finding a Kurtis and how it was restored. These are cool cars.

Tom Dulaney



Stu Jackson brought his beautiful brown and gold AMX.





<http://snamc.amcrc.com/carshow.html>

Las Vegas AMC Reunion

AMC/Rambler Club Southwest Regional Meet

November 5-6, 2010

Railroad Pass Hotel & Casino, Henderson, NV



Car Show for the vehicles of American Motors Corporation:

1955-1957 Nash/Hudson, Metropolitan, Ambassador, American, AMX, Classic, Concord, Eagle, Gremlin, Hornet, Javelin, Matador, Marlin, Pacer, Rebel, Spirit and 1970-1987 Jeep.

Located at 2800 S. Boulder Highway, 25 minutes from Las Vegas

<http://www.amo2011.org/>



2011 American Motors Owners National Convention

July 7-10, 2011

Sedona, Arizona

Hosted By The: Cactus Cruisers

Las Vegas AMC Reunion Registration Form

Name _____

Address _____

City _____ State _____ Zip _____

Daytime Phone _____ Evening Phone _____

E-mail _____

Club Affiliation _____

VEHICLES REGISTERED:

Make _____ **Model** _____ **Year** _____

Make _____ **Model** _____ **Year** _____

Make _____ **Model** _____ **Year** _____

Make _____ **Model** _____ **Year** _____

REGISTRATION FEE:

\$25 per car (registration includes event t-shirt)

Please indicate shirt size: S ___ M ___ L ___ XL ___ XXL ___ XXXL ___

Additional shirts available for \$18 per shirt: Qty ___ Size(s) _____

SWAP MEET SPACE:

\$20 per space (20' x 20') No. of spaces _____

TOTAL OF ALL FEES..... S _____

Please make checks payable to:

SOUTHERN NEVADA AMC CLUB

**Mail to:
Las Vegas AMC Reunion**

**c/o Raymond Hatcher
8300 Opal Cove Dr.
Las Vegas, NV 89128**

Show officials reserve the right to restrict entrants to acceptable behavior during any and all activities related to this event. In consideration of acceptance to participate, by execution of this registration form, entrants and participants release and discharge the meet committee members and sponsors from any and all liabilities and/or claims from any cause, whatsoever, that may be suffered by any entrant to his property or person.

Signature

Friday Tour (subject to change)

We have an exciting and interesting tour planned for Friday afternoon. We are chartering a 56 passenger bus and traveling to Hoover Dam for a three hour tour which includes VIP passes for the Powerplant Tour.

THINGS TO SEE AND DO ON THE POWERPLANT TOUR

To get the most enjoyment from your visit to Hoover Dam, we recommend the following guide:

To enter the Visitor Center, take the escalator or elevator across the road from the Visitor Center down below street level to the security checkpoint/ticketing area:

Visitor Center Presentations and Exhibits - Theater Level

- **Theater Level Displays:** After you purchase your ticket (you'll already have yours), you'll find yourself in the lobby of the Visitor Center's Theater Level. Displays, maps, photos and other displays provide an introduction to Hoover Dam.
- **Theater:** The Visitor Center Theater is also on this level. A 10-minute film describes the contributions of Hoover Dam to the developing West, and the massive construction effort behind the engineering marvel.

Inside the Powerplant

- After exiting the Theater, join the queue on this same level to enter the Hoover Dam Powerplant. From here, a 70-second elevator ride takes you 530 feet down through the rock wall of Black Canyon to begin a 30-minute guided tour. You'll exit the elevator into a tunnel drilled in the 1930s for construction, and take a short walk to the Penstock Viewing Platform.
- **Penstock Viewing:** This location is atop one (of four) of the huge 30-foot-diameter pipes that can transport nearly 90,000 gallons of water *each second* from Lake Mead to the dam's hydroelectric generators. An animated display helps describe the complexities of the construction of the dam, and how it presently operates.
- **Powerplant Generators:** A quick elevator ride up to the Nevada powerplant balcony takes you to a panoramic view of the 650-foot-long Nevada wing of the powerplant and eight of the dam's 17 huge generators. Also, don't miss the beautiful and intricate terrazzo floor designs under your feet. A great spot for pictures!

Visitor Center Presentations and Exhibits - Exhibit Level

- You'll exit the powerplant balcony through the canyon tunnel and return to the elevators, which will carry you up to the Visitor Center Exhibit Gallery (one floor up from the Theater Level you departed from).
- **Exhibit Gallery:** This gallery houses numerous audio, visual and interactive exhibits, including a full-scale model of the huge buckets used to move concrete for Hoover Dam construction, a walk-through model of generator, and a detailed diorama of the dam. Also featured are interactive exhibits that allow you to test your skill at managing power generation, conserving energy, and other skills.

Visitor Center - Observation Deck Level

- **The Observation Deck:** You can access this top floor of the Visitor Center by taking either the stairs or elevator adjacent to the entrance of the Exhibit Gallery. This floor includes open and enclosed observation areas that provide panoramic (and camera-worthy!) views of Lake Mead, Hoover Dam, the Colorado River and other features. On the open/outside deck, an audio presentation offers significant facts about the dam and its surroundings. Inside, view a model of the Hoover Dam Bypass Bridge that is presently under construction, and a sculpture portraying many of the benefits that Hoover Dam gives to the Colorado River Basin states.

Street Level Displays and Exhibits

- **Winged Figures of the Republic:** This bronze masterpiece is directly across the street from the Visitor Center. A presentation at this site discusses the concepts the artist had in mind in creating the statues, as well as details related to the "star map" at its base. A detailed compass framed by the signs of the Zodiac, and bronze seals of the seven Colorado River Basin states are also featured in this area.
- **The Old Exhibit Building:** If you continue walking toward Lake Mead from the Winged Figures plaza, around the corner, you will see the Old Exhibit Building. Originally used as a headquarters for soldiers protecting the dam during World War II, this building served as the dam's first visitor center. It contains educational exhibits and offers a narrative overview of the Colorado River Basin highlighted through a topographical model showing the location of dams and reservoirs along the river and its tributaries.
- **Nevada and Arizona Spillways:** On each side of the dam (toward the lake) are huge spillways that designed to direct high water from Lake Mead around the dam through tunnels in the canyon walls. The spillways are so large that a World War II battleship can be floated in each one!
- **The Nevada Intake Towers:** On top of the Nevada side of the dam, an audio presentation offers information about the role these towers have in Hoover Dam's power generation process, and details about some of the artwork incorporated into the towers on the downstream face of the dam.
- **Top of the Dam:** A walk along the sidewalks on top of the dam provides awe-inspiring views of the dam face, Lake Mead, the intake towers, the Colorado River, and other features around the dam site.

You will be picked up at Railroad Pass. The bus will depart for the dam at 1:00pm. The best part is you won't need to drive your own vehicle and deal with the traffic, security and parking. Going by bus will make it very easy and enjoyable. The number of people who can take the tour is limited to 56 and it is first come, first served. The cost is \$26.00 per person (if all 56 seats are sold). If you are registering for the show, please include the cost of the tour tickets in with your registration.

PLEASE NOTE: The deadline for purchasing tickets for this tour is October 15th. If all seats have not been sold by this date, the tour may be canceled.

After you return from the tour, we're sure you're going to be hungry. Like last year, we're heading over to Veteran's Memorial Park (maps will be provided) for a BBQ. The festivities kick off at 5:30pm and by the time you arrive at the park, the grills will be fired up and ready to go. We guarantee there will be plenty of food and drinks for everyone.

Tentative Itinerary for Saturday & Sunday

November 6th:

- 7AM: Show Field Set-up
- 7AM-10AM: Registration at Show Field
- 9AM-3PM: Car Show and Swap Meet
- 9:30AM: Start of Hourly Door Prize Drawings (last drawing at 2:30PM)
- 2PM: Deadline to turn in voting ballots at registration desk
- 4:00PM-5:30PM: Awards Presentation and raffle in banquet (hospitality) room
- 6PM: Dinner at Boxcar Buffet (this could change)

November 7th:

- 8AM: Sunday Morning Breakfast Buffet

Picnic by the Bay

2010

Open to all 1972 & older American vehicles
 Sanctioned by the Car Club Council of Greater San Diego.

Sunday, August 29, 2010



Embarcadero Marine Park North

(Foot of Kettner Blvd.)

Next to Seaport Village

San Diego, CA

9 AM - 3 PM



Participant Entry
\$25 Pre-Registered
\$30 At Event

Raffles!
Food!
Music!
T-shirts!
Awards!

Event Proceeds to benefit



San Diego Hospice
 & Palliative Care

No Trailered Cars - Due to Parking Restrictions

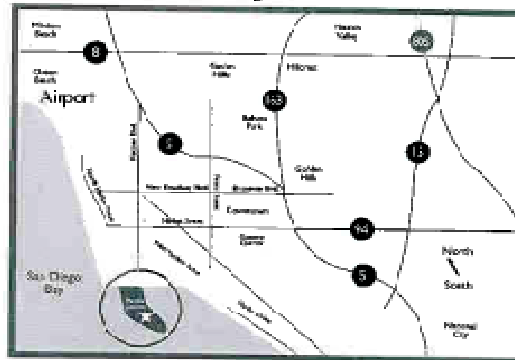
Please make check payable to:
Classic Chevys of San Diego
 mail to: **Debbie Spirkoff**
15855 Dell View Road
El Cajon, CA 92021

Thank you for pre-registering. You will receive your confirmation in the mail.

For Information, call Leon (858) 569-0738
 or LeRoy/Marcia (619) 429-5291
 Websites at www.classicchevysofsandiego.org

Note: If you want to park together - arrive together

Gates Open at 7 a.m.



SEAPORT VILLAGE



Registration Form

Pre-Registration must be post marked by August 21, 2010 is \$25. At Event - \$30. Gates open at 7 a.m.

Name _____ Club _____

Street _____ City _____ State _____ Zip _____

Year _____ Make _____ Model _____

PLEASE READ and SIGN: As a participant in the Picnic by the Bay 2010, the undersigned agrees to hold harmless, Classic Chevys of San Diego, the Port of San Diego, the Car Club Council of Greater San Diego and San Diego Hospice and/or any representative associated with Picnic by the Bay 2010 from any known or unknown damages, injuries, losses, judgements and/or claims of any kind whatsoever that may suffer by, from any entrant to his person or property.

SIGNATURE _____ DATE _____

31ST ANNUAL
Roamin' Relics
CAR SHOW
OCTOBER 24, 2010

PROCEEDS TO BENEFIT LOCAL CHARITIES
 OLD TOWN MOORPARK ON HIGH STREET
 7AM TO 3PM

OPEN TO ALL PRE-74 VEHICLES
 FOOD . VENDORS . RAFFLE . AWARDS
 DASH PLAQUES . POSTERS AND EVENT T-SHIRTS
 N.S.R.A. SAFETY INSPECTIONS

SUPER PRIZE - 4 POST CAR LIFT - \$5.00 PER TICKET ON SALE NOW
 DRAWING IS THE DAY OF EVENT. SEE CLUB MEMBER OR WEBSITE FOR DETAILS
 \$30.00 EARLY ENTRY DISCOUNT UNTIL OCT. 17, 2010 - \$35.00 DAY OF EVENT

*LIMITED TO 500 CARS

WWW.ROAMNRELICS.COM • 24 HR HOT LINE 895-583-2965
VENDOR INFO 661-297-4318

SPONSOR FOR:

CHRISTIAN REPAIR SERVICE
 2040 SINALOA ROAD SIMI VALLEY, CA 91365
 805-523-9333
 FOR PROPER CARE AND SERVICING
 OF YOUR PERSONAL
 AND COLLECTIBLE VEHICLE

ERIC THORSEN
 CUSTOM UPHOLSTERY
 28236 DOROTHY DR. BLDG. B
 AGOURA HILLS, CA 91301
 818 251-6274
 www.THORSENCUSTOM.COM



\$30.00 EARLY ENTRY DISCOUNT UNTIL OCT. 17, 2010 - \$35.00 DAY OF EVENT

NAME _____ PHONE _____
 ADDRESS _____ CITY/ST _____ ZIP _____
 CAR YEAR _____ MAKE _____ MODEL _____
 CLUB _____ EMAIL ADDRESS _____
 SIGNATURE _____

CHECKS PAYABLE TO ROAMIN' RELICS CLUB

MAIL TO: ROAMIN' RELICS CLUB
 P.O. BOX 1173
 SIMI VALLEY, CA 91367

FREE! FREE! FREE!

I hope that grabbed your attention. The SoCalAMX.net monthly newsletter has a nominal cost of \$0.00 per issue due to the availability of Internet delivery. If you have problems downloading the newsletter I will make arrangements with you to send a copy via the United States Post Office, for a small fee to cover postage.

The newsletter is published in the Adobe .pdf format because it can be viewed across all computer platforms such as Windows, Mac, and Linux. You can always download the most current version of Adobe Reader (ver. 9 currently) at their web site (adobe.com). Sometimes, if you're having a problem viewing a .pdf document, installing a fresh copy of Adobe will cure your problem. Adobe's new ver. 9 Reader seems to load much faster than past versions, but be informed the download is about 33 meggy bites!.

The newsletter is available for downloading at www.socalamx.net/newsletter. All back issues will be available as they are published monthly. If you have received a notice for this newsletter and wish to be taken off simply email me at markmel@socalamx.net and I'll get you off the list promptly.

Just think how busy I'll be if articles are submitted to me, by you, members of SoCalAMX? Send all submissions, pictures and text, to markmel@socalamx.net and I'll do my best with them. The deadline for the following month's newsletter is the 15th of the current month.

Mark Melvin,
SoCalAMX Newsletter Editor

SUPPORT YOUR NEWSLETTER

Writers are needed to help support this AMC newsletter. I welcome submissions from each of you who attend the events we go to each month.

You don't need to be a super writer or own a wiz bang word processor program. All you have to do is just send me a simple email as your article text and I'll do all the formatting and spell checking for you.

Please do attach pictures to your email if you have them!

Member Spotlight

Now is your chance to be famous! We need volunteers for the monthly "Member Spotlight" article in the newsletter. All you have to do is give up some information on yourself and your car that you think might be fun for the others to read about.

It's easy to do, just go to <http://socalamx.net/memberspotlight.htm> and use the online form to send me the goods. Please send a few photos in addition to mark@socalamx.net to use along with your information about you and your car.

To get an idea of what exactly to say read a few of the recent newsletters for the Member Spotlight articles in them. Go to socalamx.net and click on Newsletter.